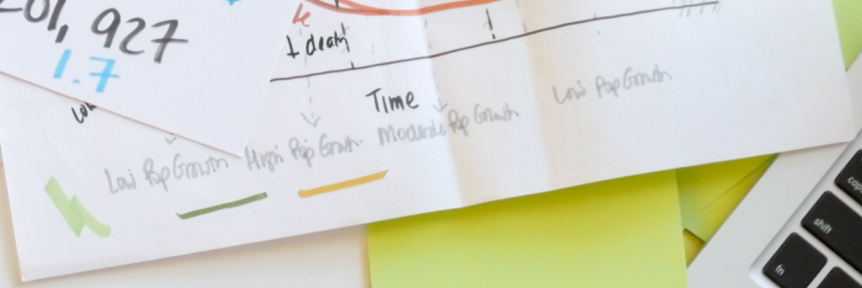
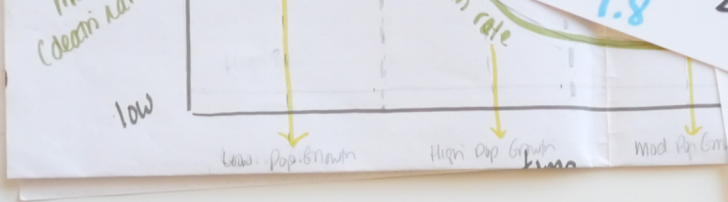
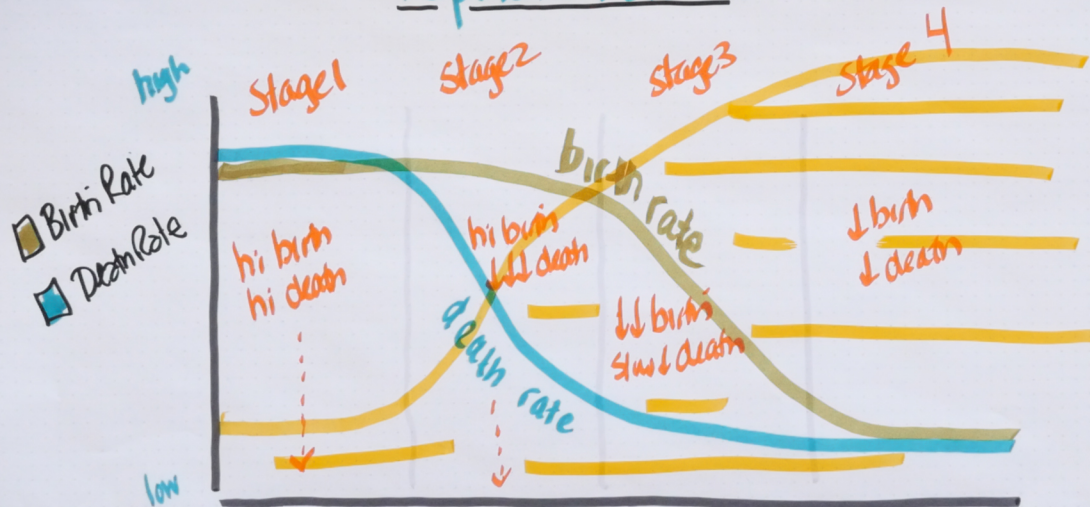


China (1967-1980) 1979-80



Population Growth



Birth Rate
 Death Rate

low pop grwth hi pop grwth mod pop grwth low/no pop/decline

	1950	1970	1990	*	2030
TFE	76	6.9	4.98	↓	~1.8
Pop'n Size	37m	65m	106m	2.1	185m
				166m	~201m

Demographic Transition
 is the historical shift in birth/death rates from high to low levels in a population. Occurring normally usually in pop & pop growth during the transition.