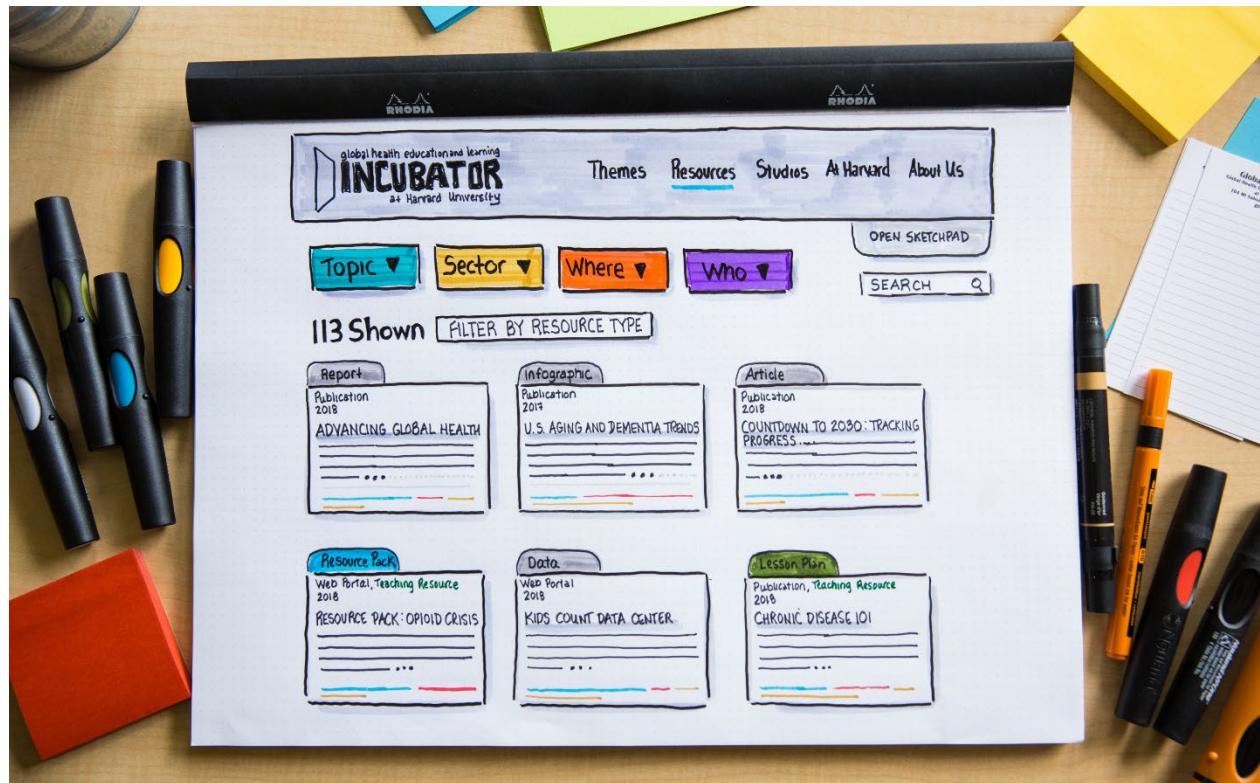


GHELI Repository

Guided Overview of Resources Tab



Corresponding Video Overview link:

<https://vimeopro.com/gheli/overview-of-gheli-repository>

Welcome to the Global Health Education and Learning Incubator Resource Repository!

GHELI Website

<https://gheli.harvard.edu>

Resources Page

<https://repository.gheli.harvard.edu/repository>

RESOURCES LANDING PAGE



Hover over the 4 colored tabs for drop down menus to appear. Each tab represents a different mechanism to search.

HARVARD UNIVERSITY **Q** **HARVARD.EDU**

global health education and learning
INCUBATOR
at Harvard University

Themes Resources Studios At Harvard About Us

OPEN SKETCHPAD 0

Topic Sector Where Who

SEARCH Q

1767 Shown Filter by Resource Type

Teaching Toolkit

Web Portal, Teaching Resource 2020

Teaching Toolkit: COVID-19 Resources for Educators

This "Teaching Toolkit" includes 10 individually curated collections to support teaching and learning about the COVID-19 pandemic. These include:

[Infectious Disease](#) | [Global Risks](#) | [Social Factors](#) | [Public Health](#) | [Global Governance](#) | [Science/Technology](#) | [Business/Private Sector](#)

Teaching Toolkit

Publication, Teaching Resource 2020

Teaching Toolkit: Visual Tools and Techniques

This "Teaching Toolkit" includes 7 individually curated guides to develop and apply creative methodologies to learning and professional experiences. These

[Education/Labor](#) | [Design/Engineering](#) | [Global](#)

Guide/Primer

Publication, Teaching Resource 2020

Sketchnote Supplies: Tools and Techniques

Sketchnotes are a great, refreshing approach to get creative with teaching and learning styles, and a way to expand one's toolkit for how to present and share

[Education/Labor](#) | [Design/Engineering](#) | [Global](#)

Guide/Primer

Publication, Teaching Resource 2020

Sketchnoting: Tools and Techniques

Guide/Primer

Publication, Teaching Resource 2020

Mind Mapping: Tools and Techniques

Guide/Primer

Publication, Teaching Resource 2020

Word Cloud and Infographic: Tools and Techniques

RESOURCES LANDING PAGE: 4 SEARCH TABS

Blue **Topic** tab:
Search by Health
Conditions
(includes
Injuries),
Determinants of
Health and
Responses



The screenshot shows the Resources Landing Page with the 'Topic' tab selected. The tab is blue and features three columns of search results: CONDITIONS, DETERMINANTS, and RESPONSES. Each column lists various topics with their respective counts in parentheses.

CONDITIONS	DETERMINANTS	RESPONSES
Disease Burden (223)	Conflict/Insecurity (148)	Clinical Medicine (152)
Child/Neonatal (205)	Environmental Risks (280)	Health Systems (459)
Chronic Disease/Risks (237)	Global Risks (272)	Public Health (541)
Infectious Disease (367)	Human Rights/Equity (357)	Global Governance (282)
Maternal/Reproductive (173)	Population Dynamics (177)	Law/Regulation (393)
Mental Health/Addiction (146)	Poverty/Vulnerability (302)	Social Sector Policy (182)
Nutrition/Health (175)	Race/Ethnicity (93)	SDGs/Development (379)
Violence/Injuries (173)	Social Factors (278)	
	Water/Sanitation (91)	

Gold **Sector** tab:
Search by a
perspective
outside of health
such as Business



The screenshot shows the Resources Landing Page with the 'Sector' tab selected. The tab is gold and features a list of search results categorized by sector. The count '1767' is visible next to the 'Show' button.

Sector
Civil Society/Press (276)
Science/Technology (346)
Humanitarian Sector (185)
Economics/Finance (425)
Education/Labor (328)
Cities/Urban Planning (189)
Business/Private Sector (223)
Government/Law (612)
Food/Agriculture (136)
Climate/Environment (261)
Culture/Religion (237)
Design/Engineering (60)

RESOURCES LANDING PAGE: 4 SEARCH TABS continued

Red **Where** tab:
Search by
regions



The screenshot shows the Resources Landing Page with the 'Where' tab selected. The 'Where' dropdown menu is open, displaying a list of regions with their respective counts:

- Global (1137)
- North America (368)
- Europe (43)
- Sub-Saharan Africa (120)
- Asia/Pacific (118)
- Latin America/Caribbean (64)
- Middle East/North Africa (43)

The page also shows a search bar, a '1767 Shown' indicator, and a 'Filter by' dropdown. Below the filters, there are three resource cards:

- Teaching Toolkit**: Web Portal, Teaching Resource 2020. Teaching Toolkit: COVID-19 Resources for Educators. This "Teaching Toolkit" includes 10.
- Publication, Teaching Resource 2020**: Teaching Toolkit: Visual Tools and Techniques. This "Teaching Toolkit" includes 7.
- Guide/Primer**: Publication, Tea 2020. Sketchnote Techniques. Sketchnotes are a great, refre

Purple **Who** tab:
Search by specific
subpopulations



The screenshot shows the Resources Landing Page with the 'Who' tab selected. The 'Who' dropdown menu is open, displaying a list of subpopulations with their respective counts:

- Adolescent (291)
- Aging (115)
- Displaced (158)
- Gender (388)
- Migrant (108)
- Refugee (99)
- Rural (146)
- Urban (153)

The page also shows a search bar, a '1767 Shown' indicator, and a 'Filter by Resource Type' dropdown. Below the filters, there are three resource cards:

- Teaching Toolkit**: Web Portal, Teaching Resource 2020. Teaching Toolkit: COVID-19 Resources for Educators. This "Teaching Toolkit" includes 10.
- Teaching Toolkit**: Teaching Toolkit: Visual Tools and Techniques. This "Teaching Toolkit" includes 7.
- Resource**: Sketchnote Supplies: Tc Techniques. Sketchnotes are a great, refre

RESOURCES LANDING PAGE: SEARCH BAR

In addition to those four search tabs you can type in your own search request in the upper right white SEARCH bar.

The screenshot shows the 'INCUBATOR at Harvard University' website. The header is dark grey with the logo on the left and navigation links 'Themes', 'Resources' (underlined), 'Studio', 'At Harvard', and 'About Us' on the right. A red arrow points from the top right towards a white search bar. Below the header, there are four colored filter buttons: 'Topic' (blue), 'Sector' (olive), 'Where' (red), and 'Who' (purple). To the right of these is a white search bar with the text 'SEARCH' and a magnifying glass icon. Above the search bar is a button that says 'OPEN SKETCHPAD ▾ 0'. Below the filters, it says '1767 Shown' and 'Filter by Resource Type ▾'. The main content area displays three resource cards. Each card has a title, a subtitle, and a brief description. The first card is a 'Teaching Toolkit' titled 'Teaching Toolkit: COVID-19 Resources for Educators'. The second card is a 'Teaching Toolkit' titled 'Teaching Toolkit: Visual Tools and Techniques'. The third card is a 'Guide/Primer' titled 'Sketchnote Supplies: Tools and Techniques'. Each card also has a small '+ icon in the top right corner.

global health education and learning
INCUBATOR
at Harvard University

Themes Resources Studio At Harvard About Us

OPEN SKETCHPAD ▾ 0

Topic ▾ Sector ▾ Where ▾ Who ▾

SEARCH 🔍

1767 Shown Filter by Resource Type ▾

Teaching Toolkit

Web Portal, Teaching Resource
2020

Teaching Toolkit: COVID-19 Resources for Educators

This "Teaching Toolkit" includes 10 individually curated collections to support

Teaching Toolkit

Publication, Teaching Resource
2020

Teaching Toolkit: Visual Tools and Techniques

This "Teaching Toolkit" includes 7 individually curated guides to develop and

Guide/Primer

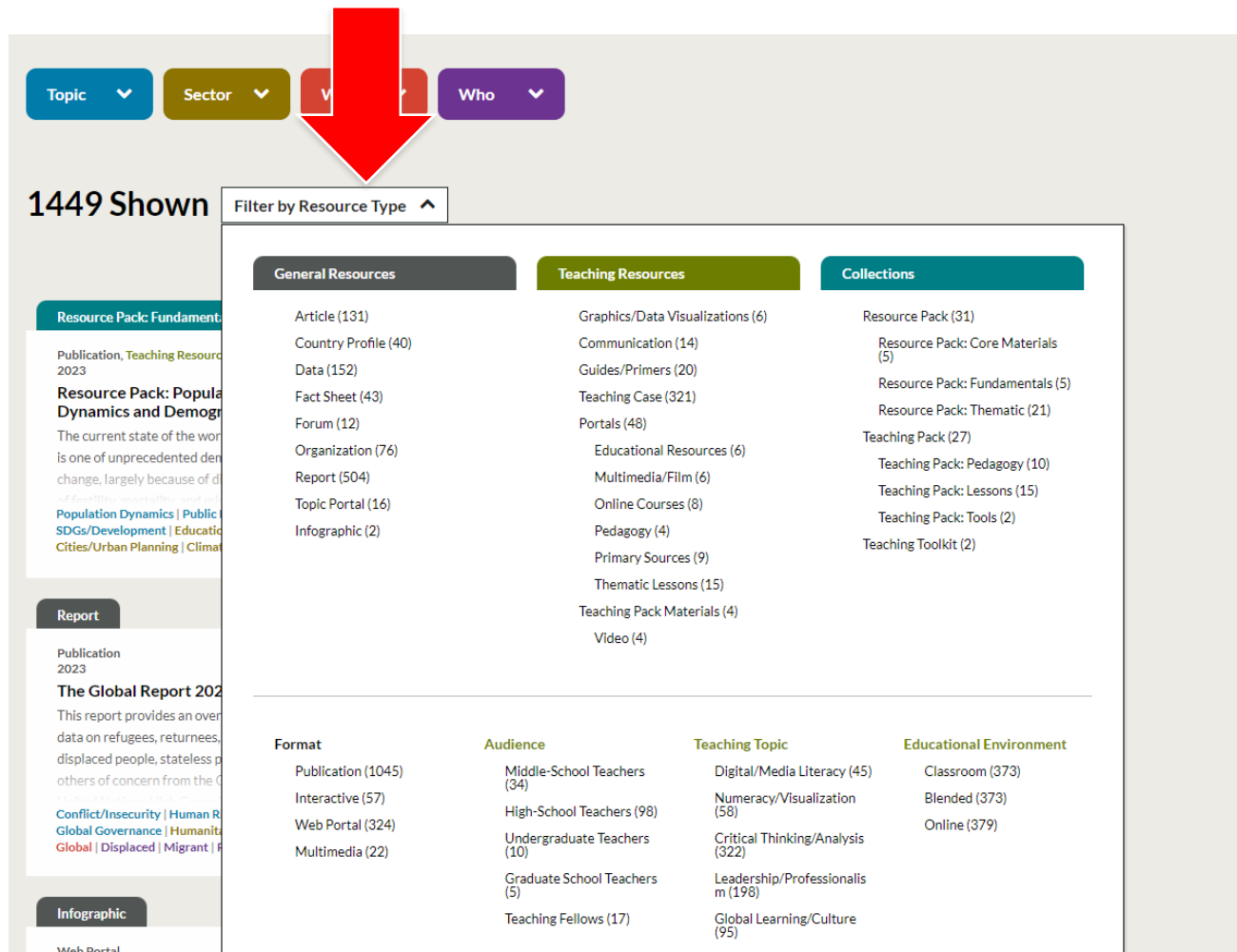
Publication, Teaching Resource
2020

Sketchnote Supplies: Tools and Techniques

Sketchnotes are a great, refreshing approach to get creative with teaching and

RESOURCES LANDING PAGE: FILTER BY RESOURCE TYPE

Hover over “Filter by Resource Type” bar to see resources you can filter for. General resources are organized on the left by type and Format. On the right side are Teaching Resources organized by Type, Learning Level, Teaching Topic and Learning Environment.



The screenshot shows the Resources Landing Page with a red arrow pointing to the 'Filter by Resource Type' dropdown menu. The page displays 1449 resources. The dropdown menu is open, showing three main categories: General Resources, Teaching Resources, and Collections. Below these, there are four sub-sections: Format, Audience, Teaching Topic, and Educational Environment, each with a list of resource types and counts.

1449 Shown Filter by Resource Type ^

General Resources	Teaching Resources	Collections
Article (131)	Graphics/Data Visualizations (6)	Resource Pack (31)
Country Profile (40)	Communication (14)	Resource Pack: Core Materials (5)
Data (152)	Guides/Primers (20)	Resource Pack: Fundamentals (5)
Fact Sheet (43)	Teaching Case (321)	Resource Pack: Thematic (21)
Forum (12)	Portals (48)	Teaching Pack (27)
Organization (76)	Educational Resources (6)	Teaching Pack: Pedagogy (10)
Report (504)	Multimedia/Film (6)	Teaching Pack: Lessons (15)
Topic Portal (16)	Online Courses (8)	Teaching Pack: Tools (2)
Infographic (2)	Pedagogy (4)	Teaching Toolkit (2)
	Primary Sources (9)	
	Thematic Lessons (15)	
	Teaching Pack Materials (4)	
	Video (4)	

Format	Audience	Teaching Topic	Educational Environment
Publication (1045)	Middle-School Teachers (34)	Digital/Media Literacy (45)	Classroom (373)
Interactive (57)	High-School Teachers (98)	Numeracy/Visualization (58)	Blended (373)
Web Portal (324)	Undergraduate Teachers (10)	Critical Thinking/Analysis (322)	Online (379)
Multimedia (22)	Graduate School Teachers (5)	Leadership/Professionalism (198)	
	Teaching Fellows (17)	Global Learning/Culture (95)	

RESOURCE TILES

Resources are represented by tiles. Generally nine tiles will appear on your screen at once as shown here.

To view additional tiles, use the page indicator at the bottom and select page numbers or use the “first” “previous” “next” “last” buttons to scroll.

The image displays a grid of nine resource tiles, each representing a different teaching resource. Each tile includes a title, a brief description, and a list of categories. A large red arrow points from the text on the left to the grid. At the bottom, a page indicator shows '1' selected, followed by numbers 2 through 8, an ellipsis, 197, and 'next >>' and 'last >>' buttons.


Teaching Toolkit	Teaching Toolkit	Guide/Primer
Teaching Toolkit: COVID-19 Resources for Educators This "Teaching Toolkit" includes 10 individually curated collections to support teaching and learning about the COVID-19 pandemic. These include: Infectious Disease Global Risks Social Factors Public Health Global Governance Science/Technology Business/Private Sector	Teaching Toolkit: Visual Tools and Techniques This "Teaching Toolkit" includes 7 individually curated guides to develop and apply creative methodologies to learning and professional experiences. These Education/Labor Design/Engineering Global	Sketchnote Supplies: Tools and Techniques Sketchnotes are a great, refreshing approach to get creative with teaching and learning styles, and a way to expand one's toolkit for how to present and share Education/Labor Design/Engineering Global
Sketchnoting: Tools and Techniques One doesn't need to identify as an artist for sketchnotes and visualization to be an integral part of one's learning toolbox. Taking pen to paper makes learning Education/Labor Design/Engineering Global	Mind Mapping: Tools and Techniques Mind maps are a wonderful tool to capture, develop, and share ideas visually. These graphical representations often convey relationships between ideas, support Education/Labor Design/Engineering Global	Word Cloud and Infographic: Tools and Techniques When it comes to presenting a "snapshot" of information, word clouds and infographics are especially useful for the economical use of text, visuals, and space. Education/Labor Design/Engineering Global
Design Elements, Images, and Icons: Tools and Techniques Colors, icons, and images are all design elements that support the communication of ideas and concepts. When carefully chosen, such design elements can enhance Education/Labor Design/Engineering Global	Benefits of Drawing to Learn: A Primer What are the benefits of drawing, sketchnoting, and visual notetaking? For many students, taking pen to paper makes learning tangible and personal. Education/Labor Design/Engineering Global	Data Visualization: Tools and Techniques A well-designed data visualization can transform understanding of complex global challenges. Translating data into a visual format that supports easy interpretation. Education/Labor Design/Engineering Global

1 2 3 4 5 6 7 8 ... 197 [next >>](#) [last >>](#)

RESOURCE TILE EXAMPLE: QUICK SCAN

Hover over a resource tile with your mouse for the tile to expand and provide a quick way to scan the complete description without having to click into the full resource.

Terms at the bottom of the tile are color coded to correspond with the four colored resource types.



The image shows a screenshot of a digital interface with two resource tiles. The left tile is titled 'Country Profile' and is expanded to show a 'Web Portal 2020' section. The title of this section is 'Global Nutrition Report: Fact Sheets & Country Profiles' in red. Below the title is a paragraph of text describing the web portal, followed by a truncated paragraph. At the bottom of the expanded tile, there are four color-coded links: 'Nutrition/Health' (blue), 'Environmental Risks' (green), 'Water/Sanitation' (orange), and 'Food/Agriculture' (red), followed by a 'Global' link in red. The right tile is titled 'Report' and shows a 'Publicat 2020' section with a truncated title 'Joint (Key Fi'. Below this is a truncated paragraph. At the bottom of the right tile, there are four colored squares with numbers 2, 3, and 4. The bottom of the interface has a dark blue bar with the text 'Subscribe to our Newsletter' in white.

RESOURCE TILE EXAMPLE: FULL RESOURCE

Clicking on a resource tile brings you to the resource page. Repository will also indicate related resources on the righthand side based on your search term.

Expanded
description.
Includes
hyperlinks.



Option to
download the
citation or go
to the direct
source link.



HOME / RESOURCES /

Global Nutrition Report: Fact Sheets & Country Profiles

2020

This web portal, offered by the Development Initiatives Poverty Research Ltd., provides global, regional, and country profiles that accompany the [2020 Global Nutrition Report](#), which documents the status of the world's nutrition and progress made to meet global nutrition targets established by the World Health Assembly. The global [fact sheet](#) facilitates comparison of national-level data with the global situation. Regional and country profiles include information on child, adolescent, and adult nutritional status, in addition to intervention coverage, food supply, economics, and demography. A companion [technical note](#) is also available.

The Global Nutrition Report is published annually and represents a multi-partner collaborative effort to consider how countries can implement interventions that are specific, measurable, and achievable. In addition to regional and country profiles, the report's web portal provides previous editions of the Global Nutrition Report, and offers access to data, infographics, blogs and case studies, and information about nutrition-related events around the world.

[Global Nutrition Report: Fact Sheets & Country Profiles](#)

Source:
Country, Region, and Global Nutrition Profiles. 2020 Global Nutrition Report. Development Initiatives Poverty Research Ltd. 2020.
<https://globalnutritionreport.org/nutrition-profiles>.

COPY SOURCE

Learn more with these Related Resources

Teaching Case

Publication, Teaching Resource
2014
"The Governor Is Very Interested": Or, Cost-Effectiveness Analysis...
This case explores the challenges faced by state health officials to examine the cost-effectiveness of in-school screening for [low birth weight babies \(LBW\)](#) and [malnutrition](#).
[Nutrition/Health](#) | [Public Health](#) | [Economics/Finance](#) | [Education/Labor](#) | [Government/Law](#) | [North America](#) | [Adolescent](#)


Article

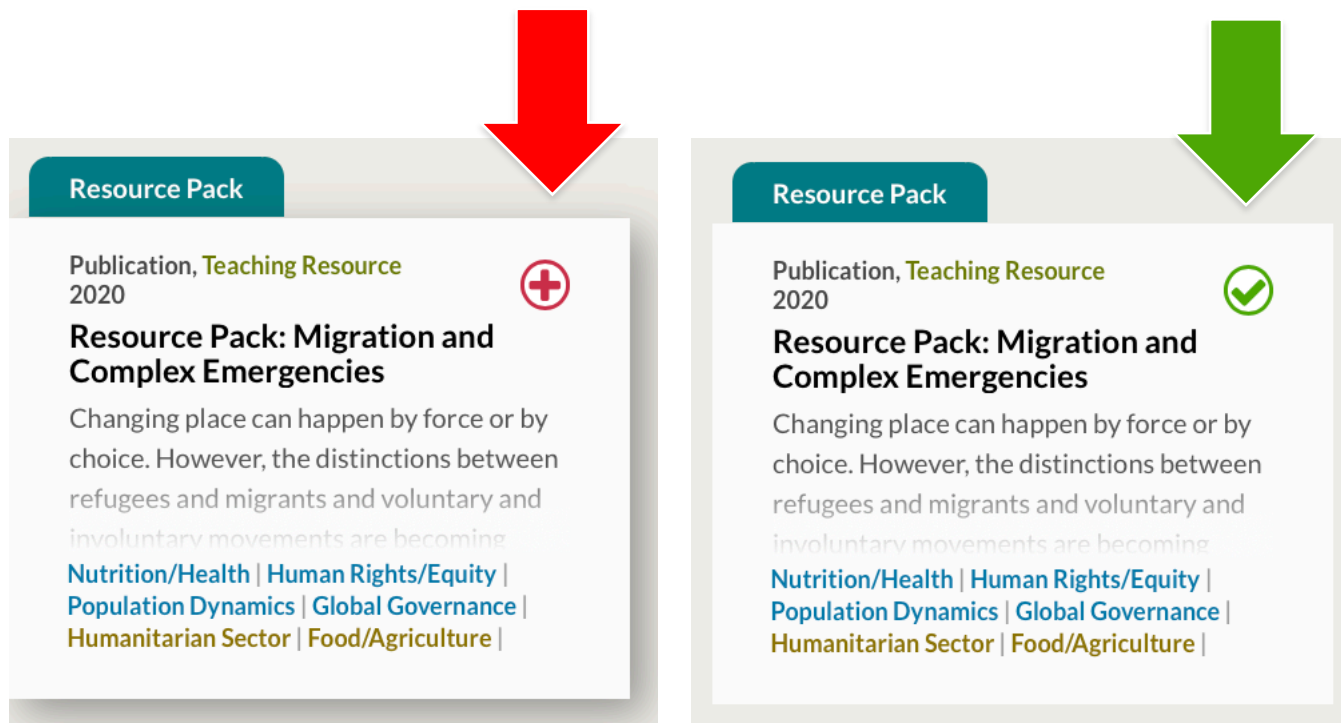
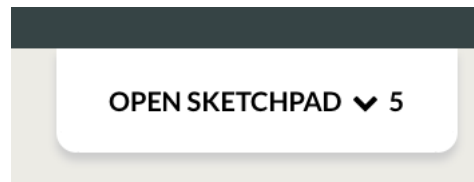
Publication
2016
Lancet Series: The Health of People Who Live in Slums
This *Lancet Series* examines and evaluates the health and well-being of the nearly 1 billion people currently living in slums. The authors discuss opportunities to alleviate [Environmental Risks](#) | [Water/Sanitation](#) | [Public Health](#) | [Law/Regulation](#) | [Social Sector Policy](#) | [SDGs/Development](#) | [Economics/Finance](#) |

Data

Interactive
2018
GBD 2017: Causes of Death (COD) Data Interactive

HOW TO CURATE YOUR OWN RESOURCE COLLECTION

Click on the  sign in the upper righthand corner of a resource tile to add the resource to your SketchPad. The Plus sign will turn into a green check when a resource is selected. The number of resources you have selected will appear in the upper right corner of the page in the “OPEN SKETCHPAD” drop down tab.



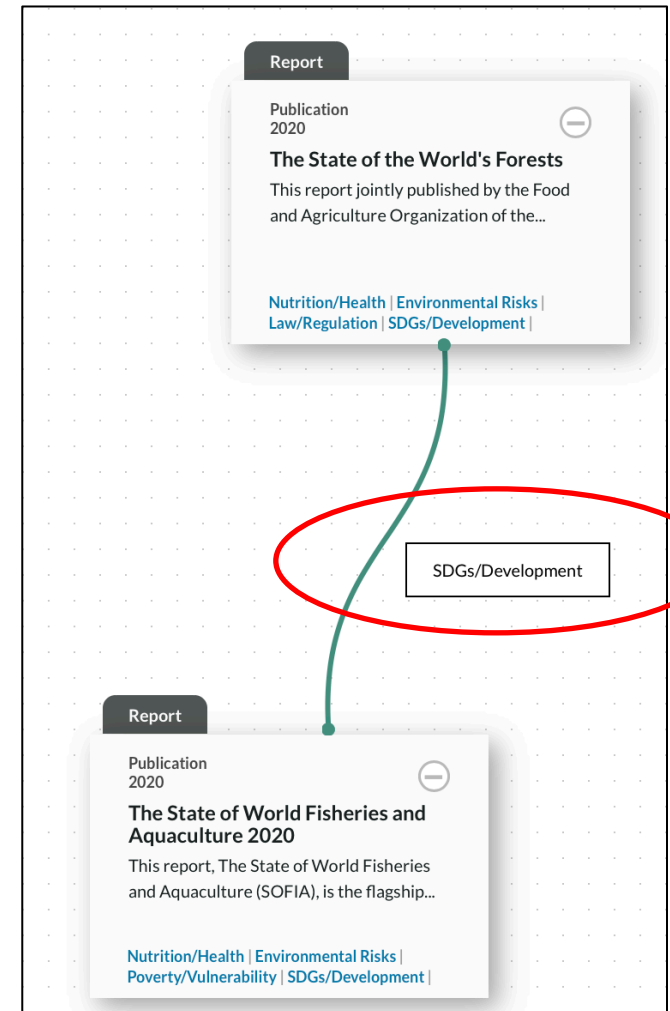
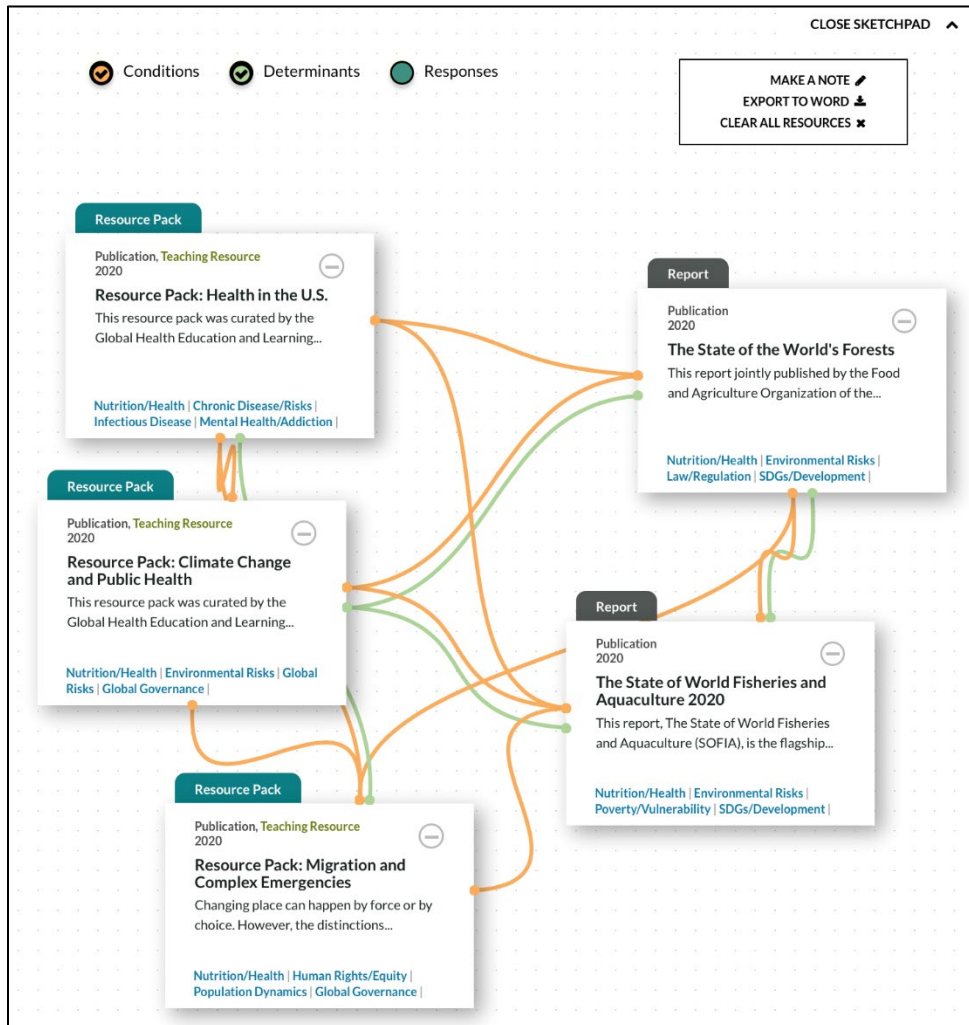
SKETCHPAD

Once you have added all the resources you want to your sketchpad, open to see the connections between them. You can drag the tiles wherever you want on the page, click into them to explore them further, **Make Connections** using Conditions, Determinants and Responses, **Make a Note** for yourself and **Export** your finished SketchPad as a word document.

The SKETCHPAD interface features a grid of resource tiles on a dotted background. At the top right, there is a 'CLOSE SKETCHPAD' button with an upward arrow. Below this, three colored circles represent different categories: an orange circle for 'Conditions', a green circle for 'Determinants', and a teal circle for 'Responses'. A sidebar on the right contains three buttons: 'MAKE A NOTE' with a pencil icon, 'EXPORT TO WORD' with a download icon, and 'CLEAR ALL RESOURCES' with an 'x' icon. The main grid displays two overlapping tiles. The left tile is a 'Resource Pack' titled 'Resource Pack: Migration and Complex Emergencies', which includes a description about changing places and a list of topics: Nutrition/Health, Human Rights/Equity, Population Dynamics, and Global Governance. The right tile is a 'Report' titled 'The State of World Fisheries and Aquaculture 2020', which includes a description of the report and a list of topics: Nutrition/Health, Environmental Risks, Poverty/Vulnerability, and SDGs/Development. Both tiles have a minus sign in the top right corner.

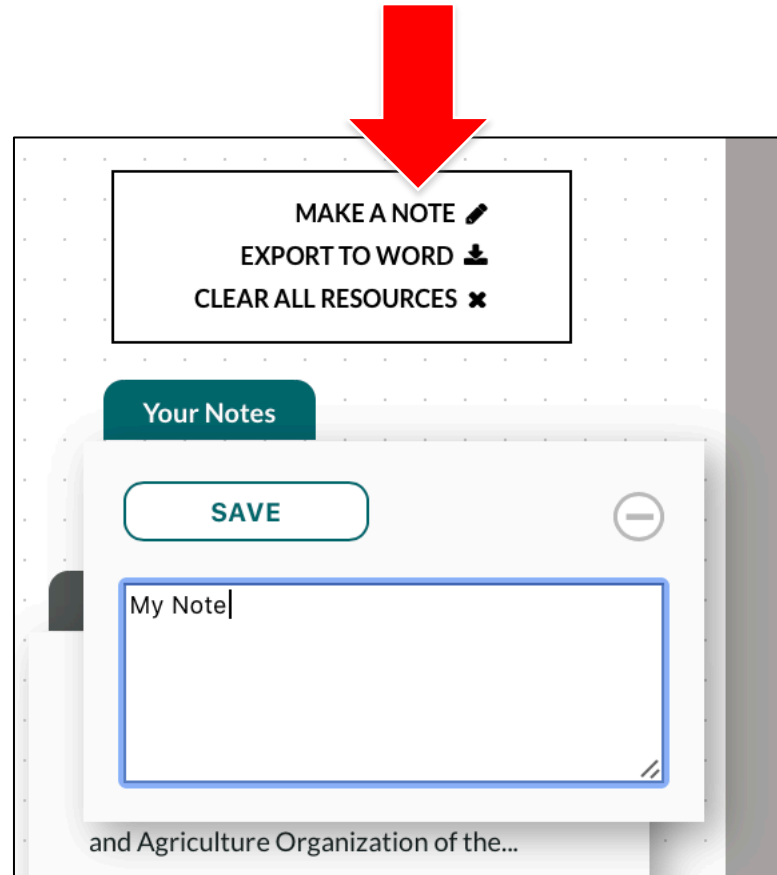
SKETCHPAD: MAKE CONNECTIONS

Explore how the resources in your collection are related to each other using Conditions, Determinant and Responses. If you hover over the connecting line the relation will appear (see red circle below).



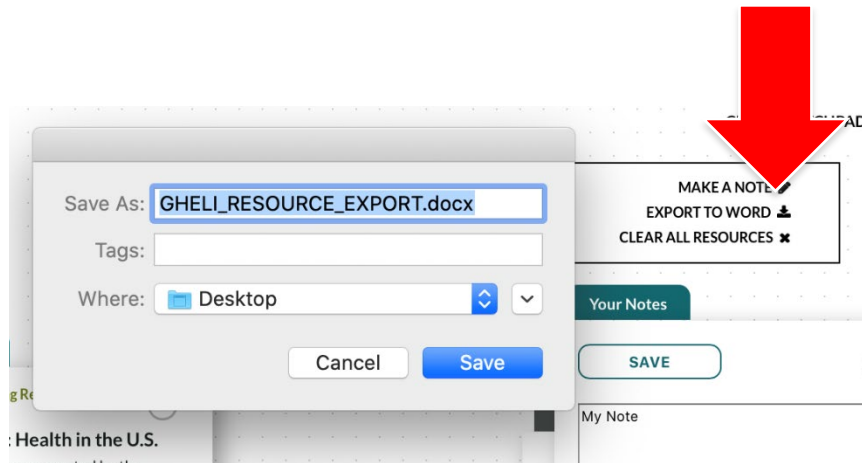
SKETCHPAD: MAKE A NOTE

Make notes by selecting “MAKE A NOTE” and typing directly into the pop-up box. Click save for it to be included at the top of your document export.




SKETCHPAD: EXPORT A WORD DOCUMENT

Export a word document with all of the resources by selecting “EXPORT TO WORD”. You can make a file name and export it locally to your computer (e.g. Desktop).



Export a word document with that set of curated resources. They are formatted to be cut and paste into a syllabus. They include a live URL at the top in blue and a live URL at the bottom which will take you to the original resource.





global health education and learning
INCUBATOR
at Harvard University

Online at gheli.harvard.edu

Resource export generated: 09/23/2020

[The State of the World's Forests](#)
The State of the World's Forests 2020: Forests, Biodiversity and People. Food and Agriculture Organization of the United Nations, United Nations Environment Programme 2020. <http://www.fao.org/state-of-forests/2020/en>.

[The State of World Fisheries and Aquaculture 2020](#)
The State of World Fisheries and Aquaculture 2020: Sustainability in Action. Food and Agriculture Organization of the United Nations 2020. <http://www.fao.org/3/ca9229en/online/ca9229en.html>.

[Resource Pack: Migration and Complex Emergencies](#)
Resource Pack: Migration and Complex Emergencies. Global Health Education and Learning Incubator at Harvard University 2020. <https://repository.gheli.harvard.edu/repository/collection/resource-pack-migration-and-complex-emergencies>.

[World Migration Report 2020](#)
World Migration Report 2020. International Organization for Migration 2019. <https://publications.iom.int/books/world-migration-report-2020>.
This resource is part of "Resource Pack: Migration and Complex Emergencies."

[UNHCR Global Trends: Forced Displacement in 2019](#)
Global Trends: Forced Displacement in 2019. The United Nations High Commissioner for Refugees 2020. <https://www.unhcr.org/unhcr-global-trends-2019.html>.
This resource is part of "Resource Pack: Migration and Complex Emergencies."

[Global Report on Internal Displacement 2020](#)
Global Report on Internal Displacement 2020. Internal Displacement Monitoring Centre 2020. <https://www.internal-displacement.org/global-report/grid2020>.
This resource is part of "Resource Pack: Migration and Complex Emergencies."

[World Report 2020](#)

GHELI PRE-CURATED COLLECTIONS

GHELI has pre-curated a group of resource collections.

Go to “Filter by Resource Type” and select one of the three blue categories under Teaching Resources:

Resource Pack
Teaching Pack
Teaching Toolkit

Filter by Resource Type ^

General Resources	Teaching Resources	Collections
Article (131)	Graphics/Data Visualizations (6)	Resource Pack (31)
Country Profile (40)	Communication (14)	Resource Pack: Core Materials (5)
Data (152)	Guides/Primers (20)	Resource Pack: Fundamentals (5)
Fact Sheet (43)	Teaching Case (321)	Resource Pack: Thematic (21)
Forum (12)	Portals (48)	Teaching Pack (27)
Organization (76)	Educational Resources (6)	Teaching Pack: Pedagogy (10)
Report (504)	Multimedia/Film (6)	Teaching Pack: Lessons (15)
Topic Portal (16)	Online Courses (8)	Teaching Pack: Tools (2)
Infographic (2)	Pedagogy (4)	Teaching Toolkit (2)
	Primary Sources (9)	
	Thematic Lessons (15)	
	Teaching Pack Materials (4)	
	Video (4)	


Format	Audience	Teaching Topic	Educational Environment
Publication (1045)	Middle-School Teachers (34)	Digital/Media Literacy (45)	Classroom (373)
Interactive (57)	High-School Teachers (98)	Numeracy/Visualization (58)	Blended (373)
Web Portal (324)	Undergraduate Teachers (10)	Critical Thinking/Analysis (322)	Online (379)
Multimedia (22)	Graduate School Teachers (5)	Leadership/Professionalism (198)	
	Teaching Fellows (17)	Global Learning/Culture (95)	

RESOURCE PACK: EXAMPLE

In our curated collection, there is an anchor tile that describes the Resource Pack to you. You can click on the title to access the full description to the pack.



You can also look at any individual resource tile we've included in the pack and make a subset on your own using the Sketchpad feature.



Resource Pack: Fundamentals

Publication, Teaching Resource
2023

Resource Pack: Population Dynamics and Demographics

The current state of the world's population is one of unprecedented demographic change, largely because of diverse patterns of fertility, mortality, and migration. These demographic forces (fertility, mortality, and migration) have shaped the world's population dynamics and are expected to continue to shape the future of the world's population.

Population Dynamics | Public Health | SDGs/Development | Education/Labor | Cities/Urban Planning | Climate/Environment

Resource Pack: Fundamentals

This resource pack on population dynamics, curated by the Global Health Education and Learning Incubator, provides exposure to the drivers of population change (fertility, mortality and migration) and implications on population growth, age-structure (e.g., youth bulge, aging), and movement (e.g., urbanization, displacement).

Report

Publication
2023

The State of World Population 2023

This report from the United Nations Population Fund (UNFPA) explores how the understanding of global population trends is changing.

Maternal/Reproductive | Human Rights/Equity | Population Dynamics | Law/Regulation | SDGs/Development | Global | Gender

Report

Publication
2021

World Migration Report 2022

This report from the International Organization for Migration (IOM) provides a detailed overview of migration and the state of mobility worldwide. The 2022 report highlights the impact of the COVID-19 pandemic on migration patterns.

Conflict/Insecurity | Environmental Risks | Global Risks | Human Rights/Equity | Population Dynamics | Law/Regulation | Government/Law

Article

Publication
2019

GBD 2017: Measuring Population Ageing

This article from *The Lancet Public Health* examines the ways in which health metrics are measured in terms of aging. According to the article, traditional metrics do not fully capture the complexity of aging.

Disease Burden | Population Dynamics | Global | Aging

Country Profile

Web Portal
2021

IHME GBD Country Profiles

This web portal, offered by the Institute for Health Metrics and Evaluation (IHME), provides online country profiles which summarize the findings from the latest 2019 Global Burden of Disease Study (GBD) using the latest data available.

Disease Burden | Global

Data

Publication
2022

PRB World Population 2022: Data Sheet

The 2022 *World Population Data Sheet*, published annually by the Population Research Bureau (PRB), provides the latest data on the world's population, including trends in fertility, mortality, and migration.

Maternal/Reproductive | Population Dynamics | Global | Adolescent | Aging | Gender | Migrant | Urban

Report

Publication
2023

World Health Statistics 2023

This report is an annual compilation of health statistics produced by the World Health Organization (WHO) for its 194 Member States. *World Health Statistics* provides a comprehensive overview of the global health situation.

Disease Burden | Child/Neonatal | Chronic Disease/Risks | Infectious Disease | Maternal/Reproductive | Violence/Injuries

Article

Publication
2020

GBD 2019: Global Age-Sex-Specific Fertility, Mortality...

This article from *The Lancet* summarizes the updated and comprehensive demographic data from the Global Burden of Disease Study (GBD) 2019.

Report

Publication
2018

Lancet Commission 2018: Migration and Health

This UCL-Lancet Commission report shares evidence-based approaches to inform public policy on migration and health.

Report

Publication
2021

Family Planning 2020: The Arc of Progress

This report from Family Planning 2020 (FP2020)—a global development

Questions or feedback on your experience with the GHELI Repository? We'd love to hear from you!

Email us at gheli@harvard.edu

